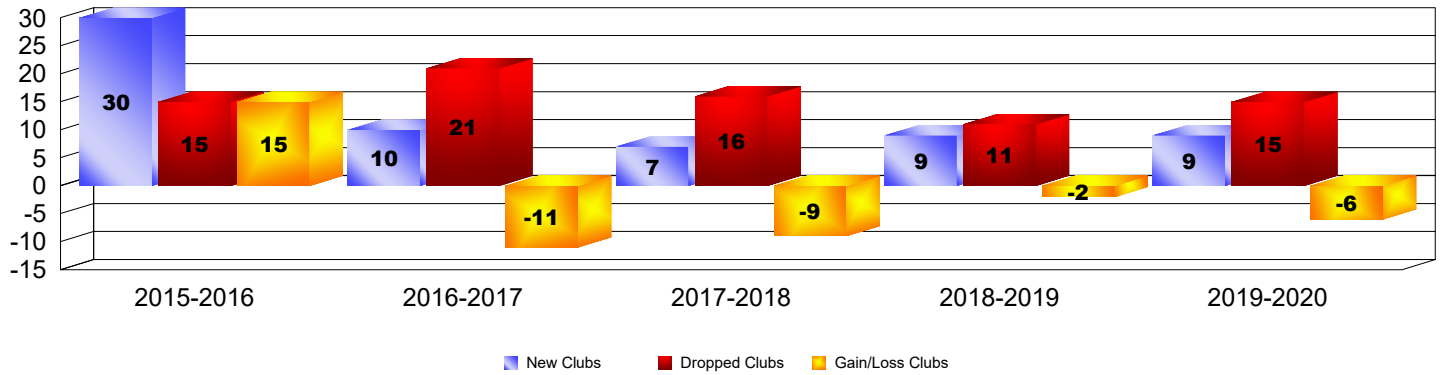


# Multiple District 356

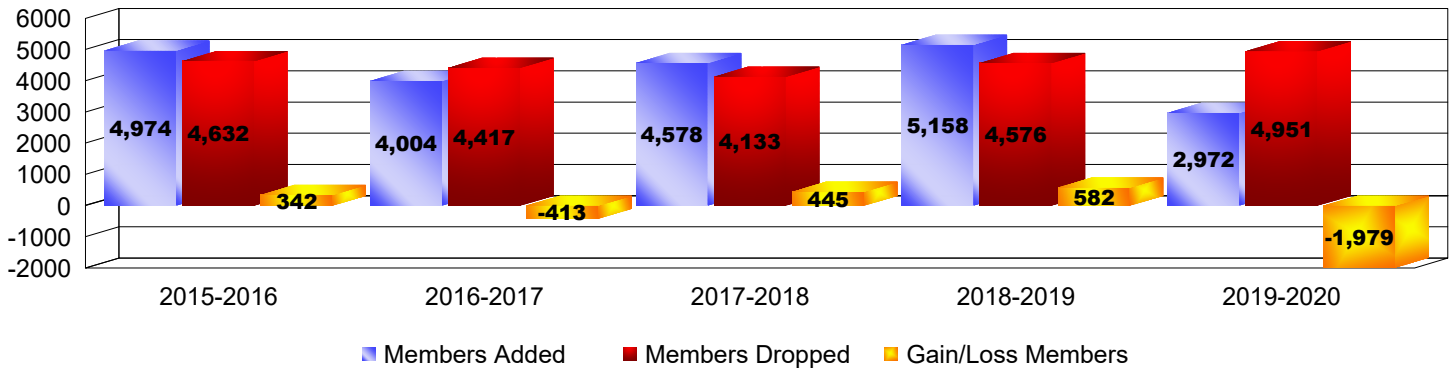
As of June 2020 Cumulative

Year	New Clubs	Dropped Clubs	Gain/ Loss Clubs	New Members	Charter Members	Reinstate Members	Transfer Members	Total Member Added	Total Members Dropped	Gain/ Loss Members
2015-2016	30	15	15	3,569	1,091	282	32	4,974	4,632	342
2016-2017	10	21	-11	3,350	444	178	32	4,004	4,417	-413
2017-2018	7	16	-9	3,997	308	165	108	4,578	4,133	445
2018-2019	9	11	-2	4,590	389	153	26	5,158	4,576	582
2019-2020	9	15	-6	2,498	319	123	32	2,972	4,951	-1,979
<b>Average</b>	<b>13</b>	<b>16</b>	<b>-3</b>	<b>3,601</b>	<b>510</b>	<b>180</b>	<b>46</b>	<b>4,337</b>	<b>4,542</b>	<b>-205</b>


## Clubs



## Members



### Membership Composition June 2020 Cumulative



### Gender Comparison June 2020 Cumulative

